

Masthead art (detail) by *Joan O'Byrne*

www.seattlecoarts.com

2022

Apr 1 POM Deadline, no foolin'
8 Newsletter Deadline
11 Board Meeting
12 Zoom Social Hour 4-5pm
26 General Meeting via Zoom
Program :**Sharon Grader**
Abstract Mark-Making

May 1POM Deadline
8 Newsletter Deadline
9 Board Meeting
10 Zoom Social Hour 4-5pm
24 General Meeting via Zoom
Program: **Betty Carr**
Seeing the Light

June 1 POM Deadline
8 Newsletter Deadline
13 Board Meeting
14 Zoom Social Hour 4-5pm
28 General Meeting via Zoom
Program: **Barbara Noonan**
Pastel

Meeting Location
THE COMFORT OF YOUR OWN COUCH,
ON ZOOM
APRIL 26th General Meeting 11:15
Program 12:30 - 2:30

April 26th PROGRAM
by
Sharon Grader

Sharon Grader is an Edmonds-based abstract painter drawn to the fundamental aspects of creating art.



She loves to explore boundaries and how to incorporate various types of mark making and *asemic writing into her art.


Exploration and experimentation are major elements of her artistic journey.

No matter whether the medium is hot beeswax, ink, watercolor, oil, acrylic, combined with asemic writing or mark making, her curiosity constantly challenges her to push the boundaries of her limitations.

**Asemic writing is a wordless open semantic form of writing. The word asemic means "having no specific semantic content," or "without the smallest unit of meaning." With the non-specificity of asemic writing there comes a vacuum of meaning, which is left for the reader to fill in and interpret.*

WHAT IS THIS?

Find the answer in our Idea Bank.



PRESIDENT'S MESSAGE

By Ireta Sitts Graube



Dear Fellow Artists,

What do you do with a failed painting? Paint on the back side and hope for better results? Put in on the shelf in your closet with a growing pile of discards? Cut it up and collage it? Throw it out?

A couple of years ago I toured Georgia O'Keefe's home at Ghost Ranch. The guide told us that Georgia regularly built bonfires and burned the paintings she wasn't happy with. This seemed rather extreme to me, but what was her alternative? She lived in a small home, and she loved to keep it tidy and hadn't room for lots of things that didn't serve her. She was already famous by then and wanted to protect all her artwork from prying eyes and unscrupulous art dealers, so she lit a match.

She wasn't the only one scorching substandard works. In an issue of "Watercolor Artist" magazine I read that artist L.S. Eldridge burned her paintings that weren't successful. Another artist, Moh'd Bilbeisi, advises that we must demand quality of ourselves. He feeds his paintings to his fireplace if not up to his standards.

I am now contemplating what to do with my vast hoard of failed paintings, my numerous sketch books from years of life form drawing and other odds and ends that are not serving me any longer. I have decided to steel my nerve and start getting rid of this "stuff." It does take a certain attitude and no small amount of courage to recycle them or trash them.

Years ago, I made the mistake of letting family and friends look at my failed paintings and take what they wanted. I now suffer the humiliation of being in their homes and seeing my failed painting, framed and hanging up on their walls. I cringe every time I look at those because they are not my best work and framing them certainly hasn't made them any better. I won't be doing that again.

When Seattle Co-Arts is meeting in person again, we can help you with "art stuff" you no longer want. We have a meeting where everyone can bring art supplies, etc. to give away or to sell. All proceeds go to support our Scholarship Program for artists. It's a great way to clear yourself of unwanted and unused items and support our Scholarship Program at the same time. But you are still on your own with all the failed paintings that are hidden away in your home. Let me know if—and how—you plan to rid yourself of them!

Ireta Sitts Graube

If you have any ideas of what to do with "failed" paintings, send the information to me for our Idea Bank!

Thanks,

Joan/editor. joan.obyrne@me.com

Continued from page 1



Sharon often works with cardboard, paper bags, dyed silk, rusted paper, encaustic monoprinting, watercolor, oil, pastels, and found tools for mark making. She is fascinated with the creative process and the constant wonder that surprises her every day.

Her work has been shown at the Matzke Fine Art Gallery and Sculpture Garden on Camano Island, Era Living at University House, Evergreen Hospital, Shack Art Center, Shorelake Arts Gallery, Arts of the Terrace, Lynn Hanson Gallery in Pioneer Square, Red Sky Gallery, Art Walk Edmonds, and the Women Painters of Washington Gallery.



Sharon is represented by Lynn Hanson Gallery, a member of Women Painters of Washington and Seattle Co-Arts. She has been teaching online Mark Making and Asemic Writing classes at Winslow Art Center since 2020.

For the past decade she has served the local arts community volunteering for The Edmonds Arts Festival and the Edmonds Waterfront Center.

To see more of Sharon's work [CLICK HERE](#).



MEMBERSHIP DUES

- Exhibiting Member \$40.00
- Non-Exhibiting Member. \$40.00
- Couples Membership. \$50.00. (Paid by check only)

Dues are payable **April 1-May 31**.

For members paying dues by check, please send the check to:
Dorcus Harb, 1001 5th Ave S. #305 Edmonds WA 98020

Membership fees can also be paid via the website through **PAYPAL**, which accepts all major credit cards. You do not need to have a PayPal account. [CLICK HERE](#)

*When paying your dues please consider making a donation to Seattle Co-Arts.
For more information on how to do this go to page 15.*

Thank you in advance!

MARCH DEMONSTRATION

Submitted by Liz Braich



Seattle artist **Olga Bolgar** demonstrated her incredible talent on March 22, 2022 via Zoom. She grew up in Russia and earned her master's degree in Fine Art at The Fine Art College of Yaroslavl where she studied academic painting and drawing. After college, Olga painted Russian orthodox icons. She paints figurative and animal portraits. She teaches private lessons and paints from her home studio.

Olga demonstrated a beautiful portrait of her son, using oils. She used a photo, and according to her, live model, painting takes a lot of time. Her canvas was linen. Her colors of choice for this painting were: titanium white, yellow ochre, burnt sienna, cadmium red med, olive green and lamp black. She uses a variety of brushes, including Rosemary and Silver by Black Velvet.



The first wash of yellow ochre was painted with a pallet knife. Then Olga used lamp black and a stiff brush to outline the figure. She continued to use quick, soft, light strokes to apply color.



The figure popped off the canvas as she applied creamy and smooth strokes of color. She likes to wait on painting in the eyelids because she wants to get the right proportions to the rest of the face. The painting was not completed during the session, but it was stunning.

An image of the completed painting will be available through Seattle Co Arts.

See Olga's impressive paintings at: WPW Gallery, other galleries [CLICK HERE](#).

CONTINUING A NEW TRADITION!

Don't forget to join us for our Zoom Happy Hour on Tuesday May 10th.

Paintings of the Month will be shown in a slide show. They will also be in the Newsletter as usual and available to view on YouTube.

Attending the Social Hour counts as a meeting, so it is credited towards the requirements for Exhibiting Membership.



MARCH PAINTING OF THE MONTH WINNERS



1st Place: Joan O'Byrne
"At the Edge of Night" Watercolor



2nd Place: Wendy Johnston
"Best Friend" Watercolor



3rd Place : Sharon O'Brien
"Gated Community" Watercolor

Congratulations to you, and thanks to all for your POM contributions!

**The April Painting of the Month starts on page 6.
There are some surprises so don't forget to look at them and vote!**

Vote for what you consider the best 3, A through R, and send your votes to Lanie Franza, laniefranza@icloud.com by Sunday April 24th.

Note: The lettering on this month's POM is not in alphabetical order and remember this is April

If you view the POM via video, either during the Happy Hour or later via YouTube, send your votes to Lanie Franza too!


APRIL PAINTING OF THE MONTH




Granddog
Watercolor



Lavender in the Hood.
Watercolor



Puppy Paws
Pastel



Rockaway Beach
Watercolor & Ink



Kenny
Watercolor



Sally's Kenny
Watercolor




Erosion Control
Mixed Media, Collage



Summer Bouquet
Watercolor



Kenny Again
Watercolor



Zion Sentinel
Oil



Man in a Bucket
Watercolor



We are an Ocean
Digital Painting



Please Won'cha Won'cha ?
Watercolor



Fries Anyone?
Watercolor



Kenny Again
Watercolor



In all her Glory
Watercolor



Flowers in Provence
oil



Last Kenny
Watercolor

Need your work photographed?

**Lisa DeBaets has found a professional photographer who offers several options.
See his information and price list below.
Larey McDaniel. larey@mcdphoto.com**

“After I have photographed and processed your art, I will email you a medium resolution image suitable for most art show or art gallery submissions and will send full size images at 300dpi via dropbox transfer. CD's or Flash Drives are also available for an additional \$5.”

Archival Prints on Cold Press Bright Paper
8x11: \$10 -- with 11x14 mat for 8x10 artwork & plastic sleeve:\$20
13x19: \$15 -- with 16x20 mat for 11x14 artwork & plastic sleeve:\$25
17x22: \$25

Reference Image on generic 8.5x11 matte photo paper: \$5

8x10 or smaller: \$10
Up to 4 sq ft (24x24): \$15
Up to 6 sq ft (24x36) \$20
Up to 9 sq ft (36x36): \$25
Up to 12 sq ft (36x48): \$30
Up to 15 sq ft (36x60): \$35
48x60 (largest I can accomodate): \$40

3 Dimensional art is \$25 per piece

Larey McDaniel
Parklane Gallery
130 Park Lane, Studio B
Kirkland, WA 98033

This notice is not an endorsement for Larey. It is just to give our members somewhere to go if they need work photographed. If you do use Larey's service then consider asking him to be a Seattle Co-Arts Sponsor and perhaps give a discount to our members!

If any of our members provide a similar service please let me know and I will put your information in the May Newsletter. Joan/editor

WELCOME NEW MEMBERS !



Steve Momii,
Julie White and
Mary Herdell.

Janet Hawse will be part of the Best of the Northwest Show in Hanger 30 at Magnuson Park on April 23rd and 24th. The Show opens at 10am each day.



SPONSORS

Seattle Co-Arts is fortunate to have several art supply companies support us by donating gifts for our award winners in a show, and often giving our members a discount on supplies. These sponsors are listed on the following page. If you order from them, please let them know you are a Seattle Co-Arts member.

If you order frequently from a company not listed then please let me know so I can have our procurement Chairperson reach out to them for a donation! [CLICK HERE](#)

Joan/editor

**WE THANK OUR SPONSORS
FOR THEIR SUPPORT**

ADG Printing

An Artful Touch

Art Spot

Artist and Craftsman Supply

Ben Franklin Crafts and Frames

Blick Art Materials

Daniel Smith Art Supplies

Gamblin Colors

Golden Artist Colors

The Kirsten Gallery

Lake City Picture Framing

Museum Quality Framing

Schack Art Center

The Many Moods of Color

Seattle Co-Arts' 72nd Annual Juried Show



The opening reception on April 2nd was well attended by over 100 people!

Thanks to **Sherry Willis**, Chair; **Anna Choi Lee**, Assistant Chair; **Liana Bennett**, Juror; members **Keith Artz** and **Kathryn Flanagan**, who provided wine and other beverages and poured them too!

A big thank you to **Debbie Tomassi**, the new gallery owner who arranged delicious food from the Lake Forest Bar and Grill, as well as live guitar music for us.

As of this writing three paintings have already sold!

Those artists who have sold paintings are

Bev Eckmann, Marcia Miller and Janice Patterson.

Congratulations to you all!

To see all the show entries, and award winners go to [CLICK HERE](#) , then click on **Juried Shows** and then on **Juried Show 2022** and scroll down.

Gallery hours are Noon to 4pm Monday through Saturday.

MARGARET MATTOCKS AWARD

*Seattle Co-Arts was organized in 1949 with **Margaret Mattocks** as its founding President, and incorporated as a non-profit organization in 1950. An award in her name is given to a participant of the annual Juried Show.*

Seattle Co-Arts members are asked to look at each work in the show and vote for which painting deserves the award.

Please click on the link above to view the entries and send your vote to Sherry Willis, sewillis2@gmail.com with **MM Award** in the subject line by April 21st.

We also thank our Sponsors listed on page 10.
Without them we wouldn't have had so many awards!!

*****BREAKING NEWS*****

It is so good to be able to announce that in September 2022 Seattle Co-Arts will resume its FALL PAINT-OUT at Samish Island!!



The dates are set for September 11th to 16th. Details still have to be worked out, but we will be mindful of following protocols to decrease the possibility of any Covid exposures. These protocols will be decided by our Board members and will be announced at a later date.



A big "Thank You" to **Janet Hawse** for spearheading this. Also to **Martha Price**, **Mary Perkins**, **Betsy McPhaden** and **Sheila Theodoratos** for their help.

Seattle Co-Arts on Facebook

Link to our Private page

You have to be invited to be a Facebook member,
and this page is not seen by the public.

<https://www.facebook.com/groups/230182758271647/about>

Invite your friends by clicking [+ invite] from the group site

Link to our Public page, which is accessible to the world (public)
to show our presence: <https://www.facebook.com/SeattleCoArts>

Our public page is a great way to show your artwork for free!

Announcing Seattle Co-Arts Spring Workshop

Plein Air Painting & Sketchbooking with Eve Ingraham
Richmond Beach Saltwater Park Shoreline, WA
Upper Picnic Shelter #2

**May 20, 2022, 9:00am until 4:00pm, \$60 ea.
Limited to 20 class members**



Description: What is Plein Air? It is simply the act of painting outdoors. At the core of many professional painter's repertoire is the essence of painting what they see in nature. Either setting up and doing a single painting, or working in a sketchbook, the experience of plein air painting helps your growth as a painter.

Eve Ingraham takes every chance she can to paint outdoors. She has painted in her sketchbooks around the world as well as the Northwest. Eve will show you various ways to set up for painting outdoors. She will share her sketchbooks and look at many different styles of Sketchbooking.

Eve has a lot of fun techniques to get you motivated. She will have a table full of tools to play with before you go out and paint, and she will help you get started. Many people new at plein air painting ask, "What do you paint when the whole wide world is in front of you?"

Eve will share her tips and then you will go out and paint at Richmond Beach which has lots of fun painting sites. Everyone will meet up after lunch for another class session, then out to paint again. Then there will be time together to share what we've done.

"Are you ready to safely paint together again in the open air? I certainly am!"

To sign up for the Plein Air + Sketch-booking Workshop email:
Lauriel Sandstrom at lauriel-artist@mlse105.net or call or text her at (206) 200-2167.



*Many thanks to Lauriel Sandstrom and Eve Ingraham for setting this up.
What would we do without our wonderful volunteers?!*

Seattle Co-Arts IDEA BANK



If you are fortunate enough to own sable brushes here are some tips from

Trish Murphy.

A. For natural hair brushes, if not used in a while they can become damaged by moths. To mitigate that I have started putting them in cigar boxes because they are made from cedar, which repels moths, but also allows the brushes to breathe. NOTE: 2 years ago I had no problem buying these boxes. Today however, with the increase in vaping, there are far fewer boxes available I have found!

B. I keep a hardcover notebook, (app 5"x8") by my side when I peruse art magazines, books, and online information, to write down ideas or notes of how to do something. I write the date across the top of the page, and if a book is used I include that information also in case I need to go back to the source. I only write on one side of the page to allow me to add personal notes or additional informati if I put this "idea" into effect. Of course, you can use it anyway you like. Some days when I just don't know what to do, I peruse the book to get inspired or remember something

From your editor *Joan O'Byrne!*

Recently I stumbled on **NEUROGRAPHIC ART** when surfing the internet!

This is a way to work with the subconscious mind through drawing. It can stimulate new neural pathways by combining art and psychology. This method was devised by Russian Psychologist Pavel Piskarev in 2014. It helps people make connections, and can be meditative and relaxing to do.

The good news is that you do not have to be able to draw.

Tools:

A journal of your choice. Should be 140# if you intend to use watercolor, leftover pieces of watercolor paper, Bristol board. It doesn't have to be white; you can do this over what you consider "failed" paintings!

Masking tape.

Permanent Ink Sharpie or pen. One fine point and one a bit larger!

Assorted colored markers, pencils, watercolor, pastel whatever you have.

1 Tape around your paper. This gives it a framed look when done.

2 Close your eyes, and meditate on how you are feeling. Maybe write that or just a word, or your intention on the back of your paper.


For example: I would like to be less anxious. I need to be peaceful... the list is endless!

Take a couple of deep breaths and start!

3 With your fine point Sharpie draw lines, circles, and large scribbles, weaving around the paper using your whole arm so they are loose. Don't try to make any pattern or design. Only do this for a few seconds.




Continued on page 15



4. This is the “meditative” part!

Now, look at where each line intersects with another and round that out with your Sharpie. You can turn your paper till you get the hang of it. Just concentrate on rounding all these intersections.



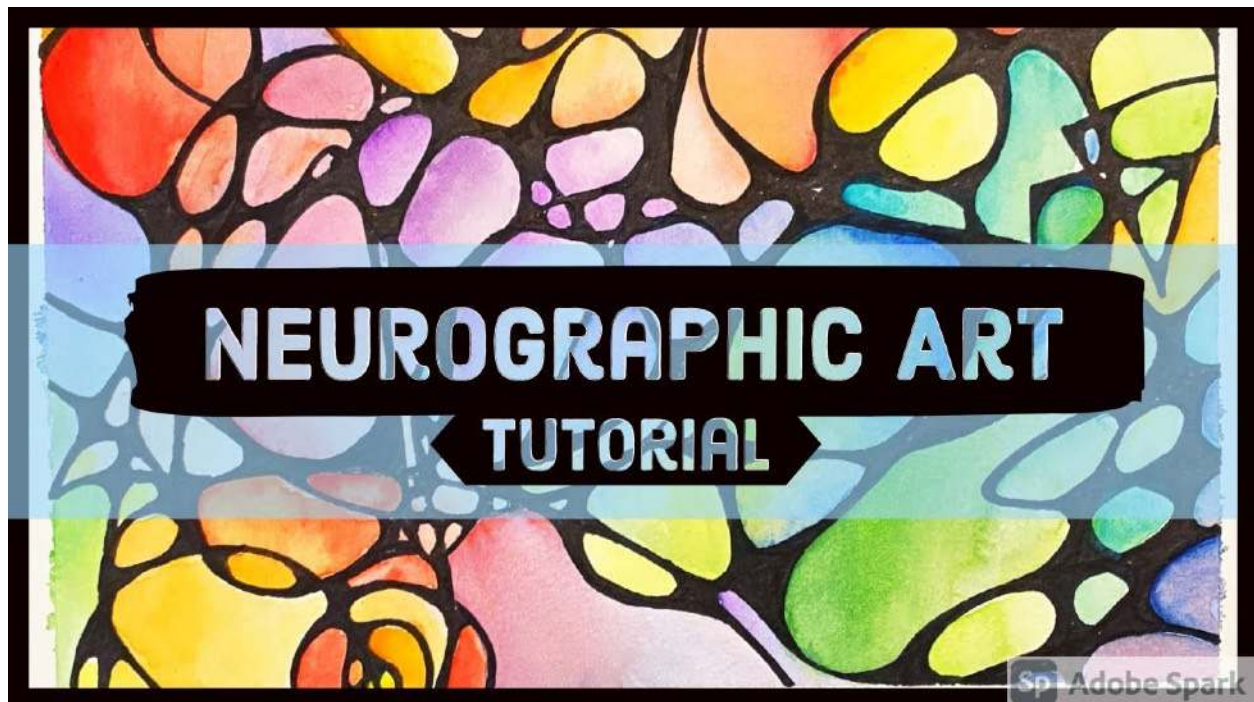
5 Color your creation in whatever way you want.

6 Remove the tape!!.



Another fun thing is to do the drawing over what you think is a “failed” painting and turn it into something different!
It’s also a great way to make cards

You might want to click on the on the link below before you start for more ideas.



*I hope you will all give this a try. It is a lot of fun and relaxing.
When I can't think of what I want to work on, I do this. Often, then I can tackle something more serious!*

Please send me any ideas or tips for our Idea Bank!

Joan/editor

A NOTE FROM OUR TREASURER

Dear Seattle Co-Arts Members,

Our club has passed through two years of COVID with some financial erosion. Your donations, big or small, will be gratefully welcomed and help us continue our legacy as a club, and mandate as a charity to support artists through scholarships and inspiration.

Our EXCITING NEWS is that an anonymous donor has offered to MATCH all other member donations received by May 15, 2022 up to a maximum of \$1000. There are donor portals on our website here:

For any type of donation: [CLICK HERE](#)
Choose the type of donation you want to make

You will receive a receipt from PayPal and/or Jotform for online donations.

Or you can send a check written to Seattle Co-Arts and mail to:
Beth Betker
Seattle Co-Arts
P. O. Box 75555
Seattle, WA 98175-0555

If you want your donation used for any specific purpose, please be sure to include that information.

Your cancelled check is your receipt, but a formal donation receipt can be provided at your request also.

If you have questions please contact our Treasurer, Beth Betker, at treasurer@seattlecoarts.com, or call her at 206-619-1887.

Thank you! Your presence makes Seattle Co-Arts better and stronger and happier!

FOR SALE BY MEMBER TRISH MURPHY

MS 12 Etching Press. \$250.00



It comes with the felt pads, some etching ink and company manual/instructions.

This is a lightweight high-precision machine with the features of their larger presses. If interested, contact Trish Murphy: trishmurphyart@gmail.com

Greetings from the Nominating Committee!


Many thanks to all of you who have said YES! The response to our calls has been quite gratifying. But we aren't quite done yet. Here are the remaining open positions:

- * **Vice President** - a great opportunity to work with Janet Hawse this next year in preparation for becoming President the following year
- * **June Workshop** - we have dates to return to Samish in 2023!
- * **Non-Juried Show** - have assistants; just need a chair
- * **Website & Outreach**: act as liaison with Webmaster, Sandra Kahler.
- * **Nominating Committee Chair**...calling doesn't start till 2023
- **Historian**

One of the great strengths of our group is the willingness of so many to work toward common goals. Seattle CoArts truly is an organization with **heART!**

Give me a call and say YES!

Best,
Betsy McPhaden, Nominating Committee Chair
206-354-0083



Saturday Presentations
Keynote speaker: Maria Mudd Ruth
Field Activities
Boat Cruise

Exhibits
Native Plant Sale
Photo Contest
Guided Walks

Learn more and register at PugetSoundBirdFest.org

PUGET SOUND AREA ARTISTS are invited to submit original artwork representative of Puget Sound birdlife to be used to promote the 2022 Puget Sound Bird Fest taking place on September 10-11.

To be consistent with past poster art, a vertical art orientation works best. A \$350 prize, sponsored by the Edmonds Arts Festival Foundation, will be awarded to the winner. The winner may offer the original and/or prints for sale during the festival.

DEADLINE: JUNE 24th

*****2022 FESTIVAL THEME: Birds of Agricultural Lands*****

For more information and entry form [CLICK HERE](#)

Opportunities for Artists MAY 2022 (and beyond...)

by Marcia Cecil

12th Senior Art Show “Creativity is Ageless”

Deadline: May 3, 2022

Organization Name: City of Kirkland Senior Council

Organization Location: Kirkland, WA

Fee: Free

Discipline: This show is open to all artists over the age of 50. The categories are: Oil & Acrylic, Pastels & Drawings, Watercolors, Photography, Quilts, Sculptures and Other Media. Size limitations are 24" x 24"

Each piece must be delivered “Show Ready” to Merrill Gardens in Kirkland on May 5th. 2 pieces in each category will be accepted. The show will be up from May 5th to May 25th.

To request an application or any questions please email Penny Kahn [CLICK HERE](#)

For more information: [CLICK HERE](#)

Folktales Reimagined

Deadline: May 16, 2022

Organization Name: Nordic Northwest

Organization Location: Portland, OR

Fee: Free

Discipline: Folktales inspire those young and old. They harken back to childhood and stories of culture and home. This exhibit showcases tales of the past from voices of contemporary artists.

We are looking for original pieces of art that have a modern twist on a choice of three traditional Nordic tales. Artists of all skill levels, experiences, and mediums are welcome to apply. This is a juried show, with a jury from our own Program Committee.

If interested [CLICK HERE](#) or email Trisha Danforth : [CLICK HERE](#)

10x10x10xTieton 13th Annual International Juried Exhibition

Deadline: June 9, 2022

Organization Name: Tieton Arts & Humanities

Organization Location: Tieton, WA

EXHIBITION: August 6th – October 9th, 2022 at the Mighty Tieton Warehouse in Tieton, WA

Fee: \$30

Discipline: Tieton Arts & Humanities announces their 13th annual international juried exhibition. 10x10x10xTieton invites artists to create artwork no larger than 10 inches in any dimension.

For more details and to enter: [CLICK HERE](#)

Parklane Gallery 30th Annual, International Miniature Show

Entry Deadline: 5/05/22

Organization Name: Parklane Gallery (CVG)

Organization Location: Kirkland, WA

Fee: *Not listed!*

Discipline: Parklane Gallery will host the 30th Annual International Miniature Show in the Month of July 2022. July is an optimal month for an exhibition in the town of Kirkland; tourists and locals visiting shops and restaurants bring foot traffic and art lovers to the gallery. Juror: Angela Bandurka

Awards: Best of Show \$500. 1st Place \$300. 2nd Place \$200. + many Honorable Mention Awards

Online entry [CLICK HERE](#)